
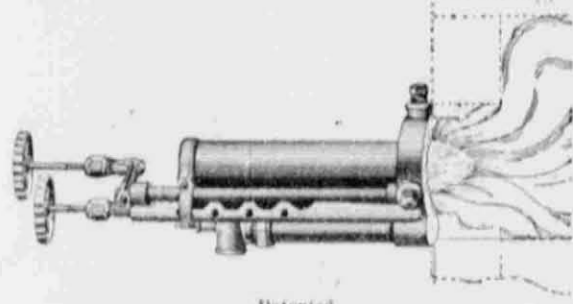


Modern Appliances for Assayers




Braun Roll Crusher and Pulverizer.

This machine combines the advantages of a jaw crusher and a roll pulverizer, and may be operated by either hand or power.




Cary Hydrocarbon Burner

The only perfect burner for liquid fuel. Its features—Easily generated, little noise, perfect combustion.




Bullion Melting Furnace.

Made in five sizes, smallest taking No. 7 and largest No. 125 Black Lead Crucible.



Blow Pipe Outfit.

Made in a variety of styles and in sizes ranging from two to thirty gallons.



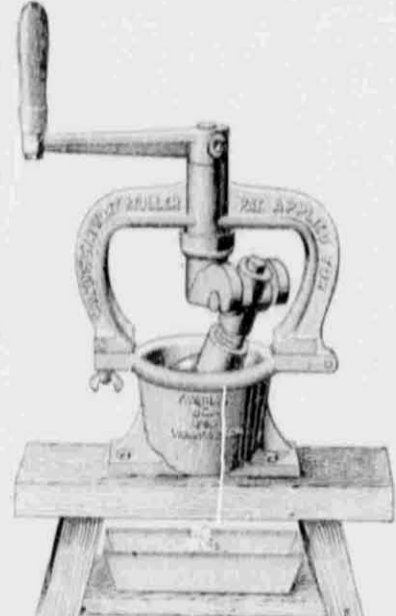
Simplex Ore Crusher.

Made for hand and for power. Takes but a minute to lift jaws' out for cleaning. A few turns of adjustment wheels changes size of product.




Calkins' Radical Bucking Plate.

This machine will reduce crushed ore samples to a pulp with but a fraction of the energy and time required for same work on old style buckingboard.




Calkins' Gyrotory Muller.

For pulverizing large or small quantities of ore to any mesh from 40 to an impalpable powder. The product of each feeding is more nearly uniform in size than obtained from any other machine.



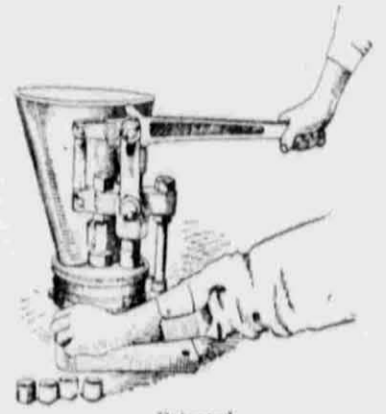
Cary Double Muffle Furnace.

Melts and cupels simultaneously with one Cary Burner. Lower Muffle holds eight 20 gramme crucibles. No soot or clinders. A boy can run it.



Cary Combination Furnace.

Operated by one burner. Melts and cupels at same time with one burner. Made in several sizes.



Calkins' Automatic Cupel Machine.

With automatic type illustrated a boy can make 600 perfect cupels in one hour. Steady compression is obtained and cupels produced will neither check nor fissure in the muffle. Supplied in various sizes, and also without automatic feed.

ILLUSTRATED
DESCRIPTIVE CATALOGUE
ON
APPLICATION.

Manufactured
by

F. W. BRAUN & CO.

LOS ANGELES, CALIFORNIA.

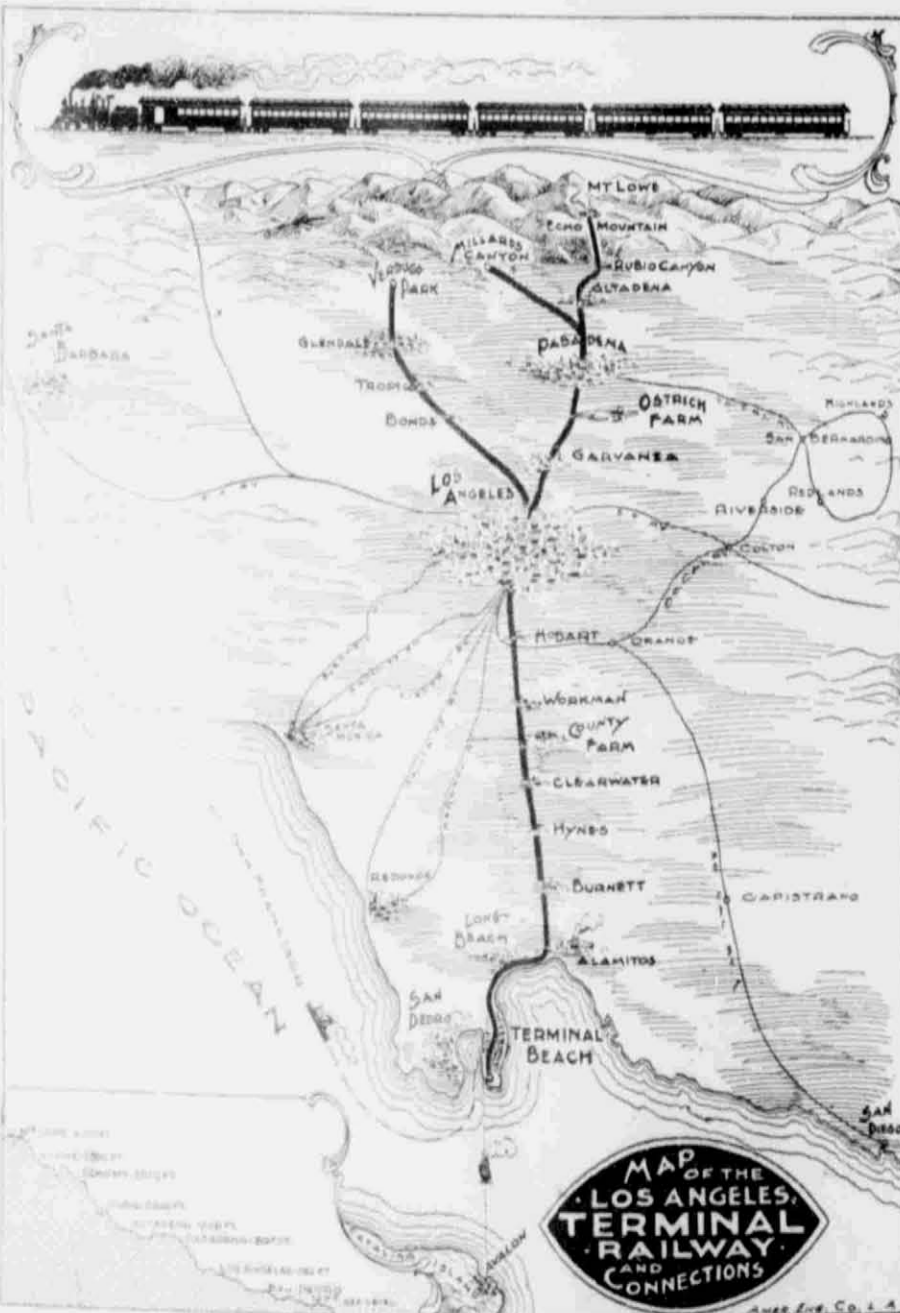
HEADQUARTERS FOR
Cyanide Potash, Zinc
Shavings, Chemicals
and Assayers' Supplies
of Every Description.

The Los Angeles Terminal Ry.



SAN PEDRO HARBOR

OFFERS THE PICTURESQUE ROUTE TO
San Pedro Harbor



With a ten mile ride directly along the Sea Shore.

The direct Line to the

**CHAUTAQUA
ASSEMBLY GROUNDS,
LONG BEACH,
DEAD MAN'S ISLAND**

And the many interesting
points in close proximity
to San Pedro Harbor.

The only Line to

**ALAMITOS BEACH,
LONG BEACH AND
TERMINAL ISLAND,**

The finest sea side resorts
on the Pacific Coast.

**SURF AND
STILL WATER
BATHING, BOATING,
FISHING AND
YACHTING.**



ORANGES AND LEMONS

Representing
Over Sixty
Exchanges and
Associations.

Largest
Dealers in the
World.

Packing Nearly
Two Hundred
of the Best
Brands.

Fruit from Every Desirable Section of
Southern California

Southern California Fruit Exchange.

LOCAL REPRESENTATIVES:
E. F. HANNA, Salt Lake.
GEO. H. KNIFTON, Denver.
GEO. GIFFORD, Butte.

BYRNE BUILDING
LOS ANGELES, CAL.